

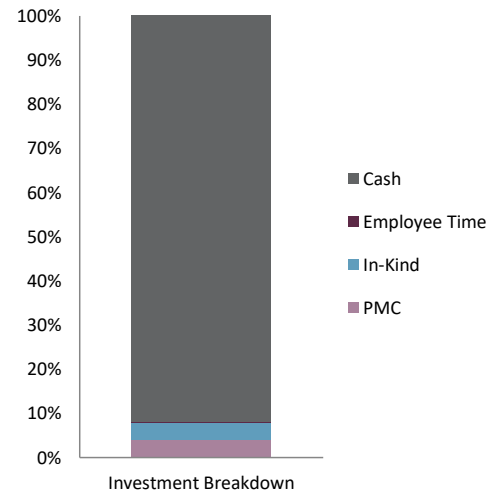
Community Investment Summary

Cenovus

Fiscal Year End 2021

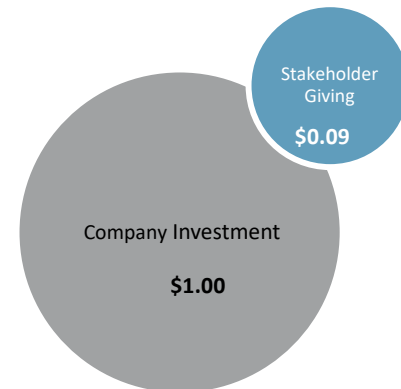
Summary of Company Investment

Cash investments:	\$	18,447,649
Employee time during working hours (DWH):	\$	37,791
Number of employee volunteers (DWH):		62
Total employee volunteer hours (DWH):		626
In-kind investments:	\$	767,454
Subtotal before program management costs:	\$	19,252,894
Total program management costs: (general and project-specific PMC)	\$	822,560
Total value of company investment:	\$	20,075,454



Summary of Stakeholder Giving

Value of stakeholder giving:		
Employee giving:	\$	1,859,398
Funds from other external sources:	\$	22,000
External in-kind:	\$	-
Total cash value of stakeholder giving:	\$	1,881,398
Stakeholder giving ratio:	\$	0.09
Stakeholder volunteering (employee and guest non-working hours):		
Number of volunteers (NwH):		301
Total volunteer hours (NwH):		14,573



For every dollar invested by the company, stakeholders invested an additional \$0.09 towards priority projects

Total Value of Community Footprint

Total value of company investment and stakeholder contributions: **\$ 21,956,852**

Eligibility

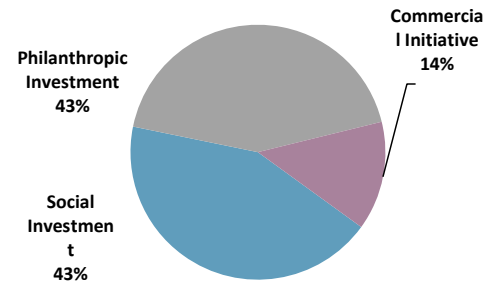
Audit Summary (Cash Investment Only)

Audit Results	Cash	Total Investment	% Eligible
Eligible	\$ 24,836,326	\$ 18,427,821	
Ineligible	\$ 816,942	\$ -	
Tickets & Tables	\$ 19,828	\$ 19,828	
Total	\$ 25,673,096	\$ 18,447,649	72%

Investment Breakdown

Investment by Motivation (excluding administration cost)

	Investment	Percentage
Social Investment	\$ 8,318,145	43.2%
Philanthropic Investment	\$ 8,266,987	42.9%
Commercial Initiative	\$ 2,667,761	13.9%
Total	\$ 19,252,894	100%



Investment by Focus Areas (excluding administration cost)

	Investment	Percentage
Indigenous Reconciliation	\$ 11,807,125	61.3%
Resilient Communities	\$ 3,227,125	16.8%
Employee Programs	\$ 2,639,782	13.7%
Protected Planet	\$ 459,937	2.4%
Business Priorities	\$ 290,476	1.5%
Future Ready Youth	\$ 828,449	4.3%
Total	\$ 19,252,894	100%

Investment by Geographic Areas (excluding administration cost)

	Investment	Percentage
Canada	\$ 18,454,344	95.9%
USA	\$ 716,688	3.7%
International	\$ 81,862	0.4%
Total	\$ 19,252,894	100%